

Previous Year Topic-wise SSC CGL 2022

Smart Practice Question Series



GENERAL INTELLIGENCE AND REASONING

Chapter 8 : Mirror Image

Mirror Image

SSC CGL
Tier-1

1 Dec, 2022
Shift 1 (9:00-10:00
am)

1. Select the correct mirror image of the given combination when the mirror is placed at 'PQ' as shown below.

A. BLZK541M

B. B1ZK54ML

C. BLZK54M1

D. BLZK54ML

P
|
Q
BLZK541M

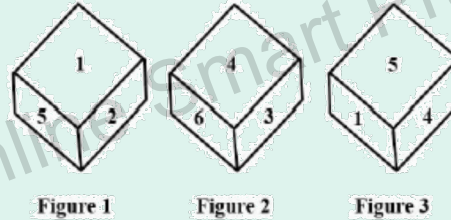
Mirror Image

SSC CGL
Tier-1

1 Dec, 2022
Shift 2 (11:45 am-
12:45 pm)

2. Three different positions of the same dice are shown. Find the number on the face opposite the face showing '2'.

- A. 4
- B. 5
- C. 1
- D. 3



Mirror Image

SSC CGL
Tier-1

1 Dec, 2022
Shift 3 (2:30 -3:30
pm)

3. Three different positions of the same dice are shown. Find the number on the face opposite the face showing '1'.

- A. 2
- B. 4
- C. 6
- D. 3

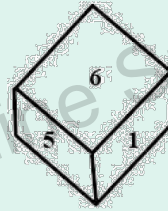


Figure 1

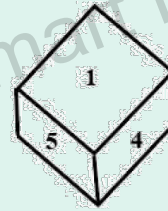


Figure 2

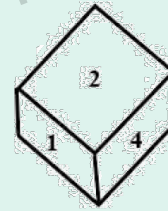


Figure 3

Mirror Image

SSC CGL
Tier-1

1 Dec, 2022
Shift 4 (5:30-6:30
pm)

4. Select the correct mirror image of the given combination when the mirror is placed at line 'MN' as shown.

A. s L 8 F j d

B. z 7 8 F j d

C. s L 8 F j d

D. z 7 8 F j d



Mirror Image

SSC CGL
Tier-1

2 Dec, 2022
Shift 1 (9:00-10:00
am)

5. Select the correct mirror image of the given combination when the mirror is placed at MN as shown below.

A. . q s m e e t k d

B. b s m e 3 t k d

C. . d a m 6 e t k q

D. b s m e e t k d

h k 4 3 9 m a p

M
|
N

Mirror Image

SSC CGL
Tier-1

2 Dec, 2022
Shift 2 (11:45-12:45
pm)

6. Three different positions of the same dice are shown (figures 1 to 3). Find the number on the face opposite to the face having '1'.

- A. 3
- B. 6
- C. 5
- D. 4



Figure 1



Figure 2



Figure 3

Mirror Image

SSC CGL
Tier-1

2 Dec, 2022
Shift 2 (11:45-12:45
pm)

7. Select the correct mirror image of the given combination when the mirror is placed at Line MN as shown.

A. **u p z 6 ! v**

B. **m b 2 e i x**

C. **m b 2 9 ! v**

D. **m d 2 e i v**

y j 9 2 b m | **M**
N

Mirror Image

SSC CGL
Tier-1

2 Dec, 2022
Shift 3 (2:30 -3:30
pm)

8. Three different positions of the same dice are shown. Find the number on the face opposite the face showing '3'.

- A. 6
- B. 1
- C. 4
- D. 5

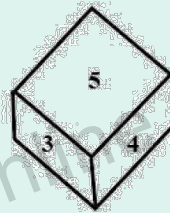


Figure 1

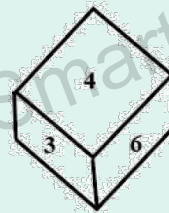


Figure 2

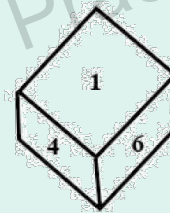


Figure 3

Mirror Image

SSC CGL
Tier-1

2 Dec, 2022
Shift 3 (2:30 -3:30
pm)

9. Select the correct mirror image of the given when the mirror is placed at MN as shown below.

A. ED^cVL2

B. ED^cVL2

C. ED^cVL2

D. ED^cVL2

ED^cAL5
M ————— N

Mirror Image

SSC CGL
Tier-1

2 Dec, 2022
Shift 4 (5:30-6:30
pm)

10. Select the correct mirror image of the given combination when the mirror is placed at MN as shown below.

A. s d E 7 d w b z

B. s p E 7 e w b z

C. s d E Δ d w b z

D. s p E 7 d w b z

s d w 9 7 3 q a

M
|
N

Mirror Image

SSC CGL
Tier-1

3 Dec, 2022
Shift 1 (9:00-10:00
am)

11. Three different positions of the same dice are shown (figures 1 to 3). Find the number on the face opposite to the face having '1'.

- A. 6
- B. 4
- C. 5
- D. 3

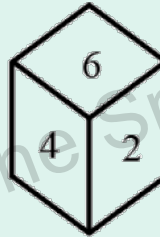


Figure 1



Figure 2

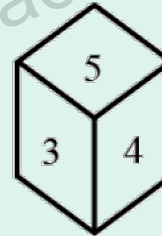


Figure 3

Mirror Image

SSC CGL
Tier-1

3 Dec, 2022
Shift 1 (9:00-10:00
am)

12. Select the correct mirror image of the given combination when the mirror is placed at 'PQ' as shown below.

A. **T2IMONOE**

B. **T2IMONCOE**

C. **EOCNI2MIST**

D. **EOCNI2MIST**

ECONOMIST

P
|
Q

Mirror Image

SSC CGL
Tier-1

3 Dec, 2022
Shift 3 (2:30 -3:30
pm)

13. Select the correct mirror image of the given combination when the mirror is placed at 'PQ' as shown below.

- A. **┐U7XNAHT**
- B. **┐U7XANIHT**
- C. **IU7IXNAHT**
- D. **IU7IXANIHT**

THANKFUL

P
|
Q

Mirror Image

SSC CGL
Tier-1

3 Dec, 2022
Shift 4 (5:30-6:30
pm)

14. Three different positions of the same dice are shown. Find the number on the face opposite the face showing '2'.

- A. 5
- B. 4
- C. 3
- D. 1

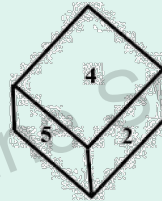


Figure 1

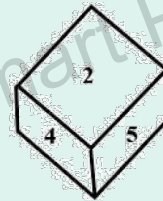


Figure 2

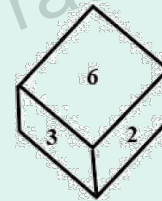


Figure 3

Mirror Image

SSC CGL
Tier-1

5 Dec, 2022
Shift 1 (9:00-10:00
am)

15. Select the correct minor image of the given combination when the mirror is placed at 'PQ' as shown below.

A. 2U8EGJ0G

B. 2U0EJ8G

C. G0RGEJ02

D. G8RGE8U2

GORGE8US

P
|
Q

Mirror Image

SSC CGL
Tier-1

5 Dec, 2022
Shift 1 (9:00-10:00
am)

16. Three different positions of the same dice are shown. Find the number on the face opposite the face showing '5'.

- A. 2
- B. 1
- C. 6
- D. 3

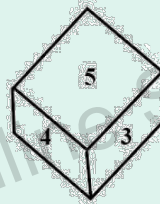


Figure 1

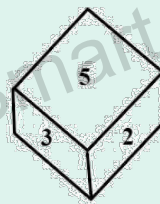


Figure 2

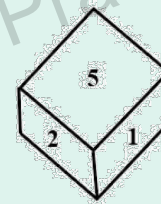


Figure 3

Mirror Image

SSC CGL
Tier-1

5 Dec, 2022
Shift 3 (2:30 -3:30
pm)

17. Select the correct mirror image of the given combination when the mirror is placed at line MN as shown.

A. m ɛ ʒ ɹ ʌ b

B. m ɛ ʒ k y p

C. m ɛ ʒ ɹ y b

D. m ɛ ʒ ɹ k 5 3 m

d y k 5 3 m

M
|
N

Mirror Image

SSC CGL
Tier-1

5 Dec, 2022
Shift 3 (2:30 -3:30
pm)

18. Three different positions of the same dice are shown (figures 1 to 3). Find the number on the face opposite to the face having '3'.

- A. 1
- B. 2
- C. 5
- D. 6

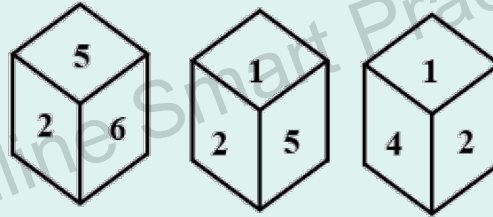


Figure 1

Figure 2

Figure 3

Mirror Image

SSC CGL
Tier-1

5 Dec, 2022
Shift 4 (5:30-6:30
pm)

19. Select the correct mirror image of the given figure when the mirror is placed at MN as shown below.

A. **C B ^ X 5 U**

B. **C B ^ X 7 U**

C. **C B ^ X 7 U**

D. **U 5 X v B C**

M ————— N
G B v X 2 U

Mirror Image

SSC CGL
Tier-1

5 Dec, 2022
Shift 4 (5:30-6:30
pm)

20. Three different positions of the same dice are shown. Find the number on the face opposite the face showing '2'.

- A. 4
- B. 5
- C. 6
- D. 1

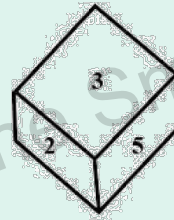


Figure 1

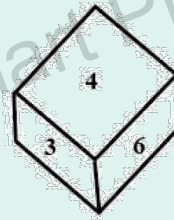


Figure 2

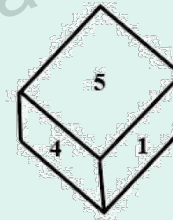


Figure 3

Mirror Image

SSC CGL
Tier-1

5 Dec, 2022
Shift 4 (5:30-6:30
pm)

21. Select the correct mirror image of the given combination when the mirror is placed at 'PQ' as shown below.

A. **FURNITURE**

B. **FURNITURE**

C. **FURNITURE**

D. **FURNITURE**

FURNITURE 

Mirror Image

SSC CGL
Tier-1

6 Dec, 2022
Shift 1 (9:00-10:00
am)

22. Select the correct mirror image of the given combination when the mirror is placed at 'MN' as shown below.

A. 4 9 Σ K B Я Q Ъ M

B. 4 9 Σ K B Я O Ч M

C. 4 9 Σ K B Я O Ч M

D. 4 9 Σ K B Я Q Ъ M

M P Q R B K Z e 4

M
|
N

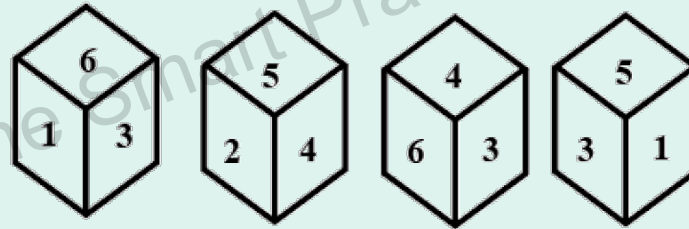
Mirror Image

SSC CGL
Tier-1

6 Dec, 2022
Shift 1 (9:00-10:00
am)

23. Four different positions of the same dice are shown, the six faces of which are numbered 1 to 6. Select the number that will be on the face opposite to the one showing '4'.

- A. 1
- B. 2
- C. 3
- D. 5



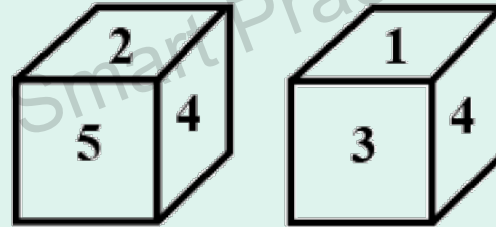
Mirror Image

SSC CGL
Tier-1

6 Dec, 2022
Shift 2 (11:45-12:45
pm)

24. Two positions of the same cubical block are shown. When '6' is at the top, which number will be at the bottom?

- A. 4
- B. 2
- C. 3
- D. 5



Mirror Image

SSC CGL
Tier-1

6 Dec, 2022
Shift 4 (5:30-6:30
pm)

25. Select the correct mirror image of the given combination when the mirror is placed at line MN as shown.

A. **b e 7 r j A**

B. **d e 7 r j A**

C. **d 6 7 r j A**

D. **q e 7 r j A**

A j r 7 9 b

M
|
N

Mirror Image

SSC CGL
Tier-1

6 Dec, 2022
Shift 4 (5:30-6:30
pm)

26. Three different positions of the same dice are shown. Find the number on the face opposite the face showing '3'.

- A. 1
- B. 2
- C. 5
- D. 4

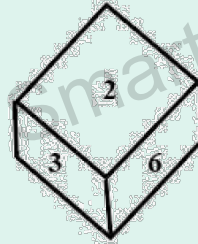


Figure 1

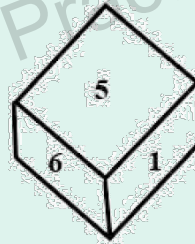


Figure 2

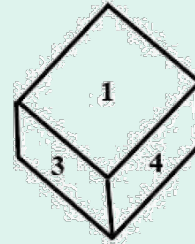


Figure 3

Mirror Image

SSC CGL
Tier-1

7 Dec, 2022
Shift 1 (9:00-10:00
am)

27. Select the correct mirror image of the given combination when the mirror is placed at 'PQ' as shown below.

A. 8YLNIDEC

B. 8YLNIDEC

C. 8YLNIDEC

D. 8YLNIDEC

CYLINDE8





P
|
Q


Mirror Image

SSC CGL
Tier-1

7 Dec, 2022
Shift 1 (9:00-10:00
am)

28. Select the figure that will replace the question mark (?) in the following figure series.

- A. 
- B. 
- C. 
- D. 



Mirror Image

SSC CGL
Tier-1

7 Dec, 2022
Shift 1 (9:00-10:00
am)

29. Three different positions of the same dice are shown. Find the number on the face opposite the face showing '5'.

- A. 4
- B. 3
- C. 6
- D. 1

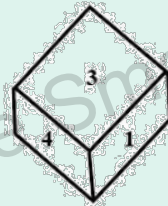


Figure 1

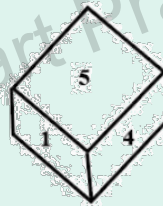


Figure 2

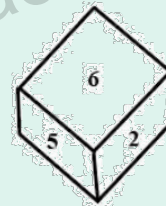


Figure 3

Mirror Image

SSC CGL
Tier-1

7 Dec, 2022
Shift 1 (9:00-10:00
am)

30. Select the correct mirror image of the given combination when the mirror is placed at line MN as shown.

A. ɹ ʇ ɹ ʇ ɹ ʇ

B. ɹ ʇ ɹ ʇ ɹ ʇ

C. ɹ ʇ ɹ ʇ ɹ ʇ

D. ɹ ʇ ɹ ʇ ɹ ʇ

t p 7 d 4 3

M
|
N

Mirror Image

SSC CGL
Tier-1

7 Dec, 2022
Shift 2 (11:45-12:45
pm)

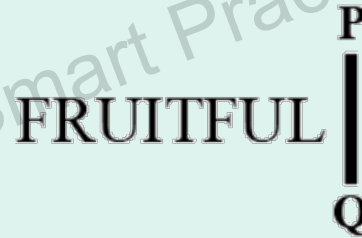
31. Select the correct mirror image of the given combination when the mirror is placed at 'PQ' as shown below.

A. 

B. 

C. 

D. 



Mirror Image

SSC CGL
Tier-1

7 Dec, 2022
Shift 2 (11:45-12:45
pm)

32. Three different positions of the same dice are shown. Find the number on the face opposite the face having '3'.

- A. 1
- B. 2
- C. 5
- D. 6

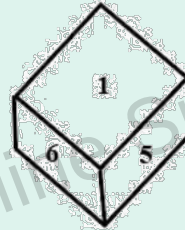


Figure 1

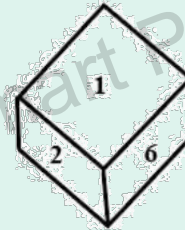


Figure 2

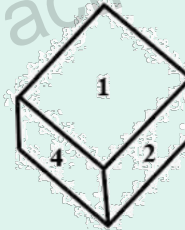


Figure 3

Mirror Image

SSC CGL
Tier-1

7 Dec, 2022
Shift 3 (2:30 -3:30
pm)

33. Three different positions of the same dice are shown. Find the number on the face opposite the face showing '2'.

- A. 1
- B. 6
- C. 3
- D. 4

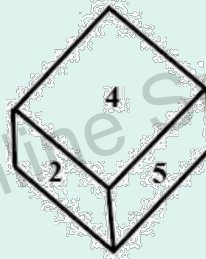


Figure 1

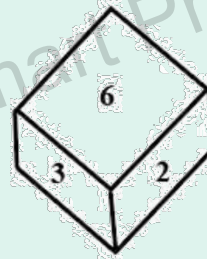


Figure 2

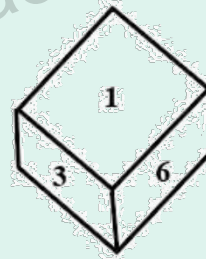


Figure 3

Mirror Image

SSC CGL
Tier-1

7 Dec, 2022
Shift 4 (5:30-6:30
pm)

34. Select the correct mirror image of the given combination when the mirror is placed at 'PQ' as shown below.

A. **JUETHGOUHT**

B. **.JETHGOUHT**

C. **J8ETHGUOHT**

D. **.JETHGUOHT**

THOUGHTF9L

P
|
Q

Mirror Image

SSC CGL
Tier-1

7 Dec, 2022
Shift 4 (5:30-6:30
pm)

35. Three different positions of the same dice are shown (figures 1 to 3). Find the number on the face opposite to the face having '5'.

- A. 4
- B. 3
- C. 6
- D. 1

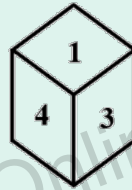


Figure 1



Figure 2



Figure 3

Mirror Image

SSC CGL
Tier-1

8 Dec, 2022
Shift 1 (9:00-10:00
am)

36. Three different positions of the same dice are shown. Find the number on the face opposite the face showing '4'.

- A. 1
- B. 3
- C. 6
- D. 2

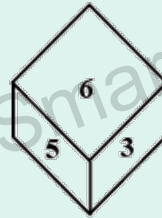


Figure 1

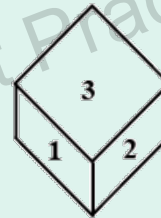


Figure 2

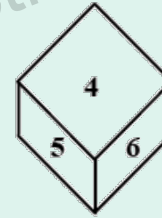


Figure 3

Mirror Image

SSC CGL
Tier-1

8 Dec, 2022
Shift 3 (2:30 -3:30
pm)

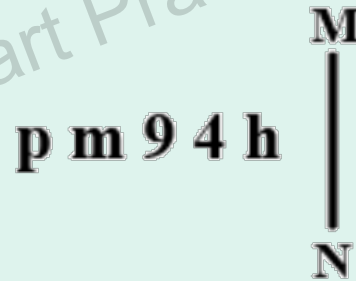
37. Select the correct mirror image of the given combination when the mirror is placed at line MN as shown.

A. **p 7 6 m d**

B. **d 4 9 m q**

C. **h 4 9 m q**

D. **h 4 9 m q**



Mirror Image

SSC CGL
Tier-1

8 Dec, 2022
Shift 3 (2:30 -3:30
pm)

38. Three different positions of the same dice are shown. Find the number on the face opposite the face showing '1'.

- A. 6
- B. 3
- C. 2
- D. 4

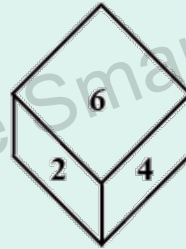


Figure 1

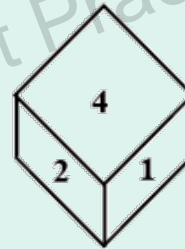


Figure 2

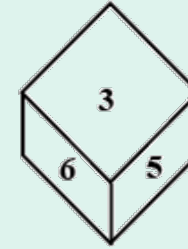


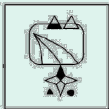



Figure 3

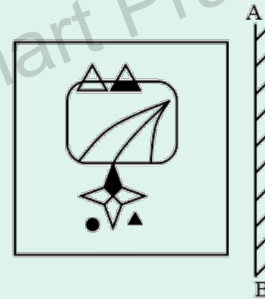
Mirror Image

SSC CGL
Tier-1

8 Dec, 2022
Shift 3 (2:30 -3:30
pm)

39. Select the correct mirror image of the given figure when the mirror is placed at 'AB' as shown.

- A. 
- B. 
- C. 
- D. 



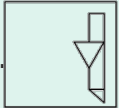
Mirror Image

SSC CGL
Tier-1

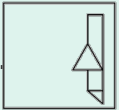
8 Dec, 2022
Shift 4 (5:30-6:30
pm)

40. Select the correct mirror image of the given figure when the mirror is placed at the right side of the figure.

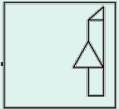
A.



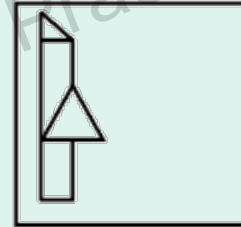
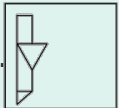
B.



C.



D.



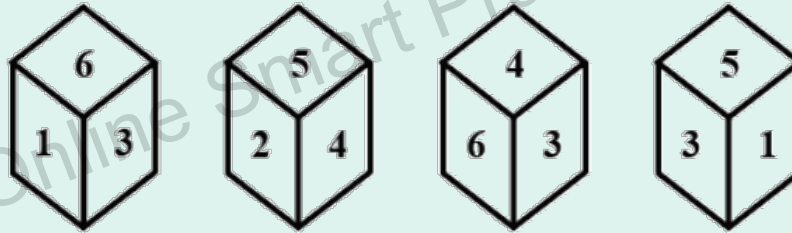
Mirror Image

SSC CGL
Tier-1

8 Dec, 2022
Shift 4 (5:30-6:30
pm)

41. four different positions of the same dice are shown. The six faces of which are numbered 1 to 6. Select the number that will be on the face opposite to the one showing '2'.

- A. 5
- B. 3
- C. 4
- D. 6

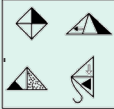
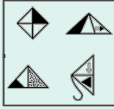





Mirror Image

SSC CGL
Tier-1

9 Dec, 2022
Shift 1 (9:00-10:00
am)

42. Select the correct mirror image of the given figure when the mirror is placed at 'AB' as shown.

- A. 
- B. 
- C. 
- D. 



A
B

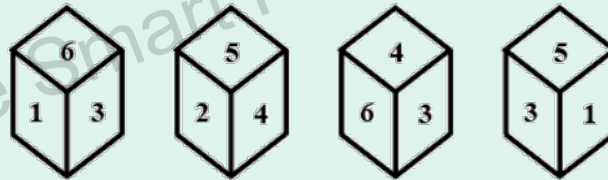
Mirror Image

SSC CGL
Tier-1

9 Dec, 2022
Shift 2 (11:45-12:45
pm)

43. Four different positions of the same dice are shown, the six faces of which are numbered 1 to 6. Select the number that will be on the face opposite on the face opposite to the one showing '3'.

- A. 5
- B. 6
- C. 1
- D. 2



Mirror Image

SSC CGL
Tier-1

9 Dec, 2022
Shift 2 (11:45-12:45
pm)

44. Select the correct mirror image of the given figure when the mirror is placed at MN as shown below.

A. **ЪИ 6 3 5 Y C A**

B. **ЪИ e 3 7 Y C A**

C. **ЪИ 6 3 5 Y C A**

D. **ЪN 6 3 5 Y C A**

P N e 3 2 Y C A
M ————— N

Mirror Image

SSC CGL
Tier-1

9 Dec, 2022
Shift 3 (2:30 -3:30
pm)

45. Select the correct mirror image of the given combination when the mirror is placed at line MN as shown.

A. **d 7 4 r k G**

B. **d 5 4 r k G**

C. **G k r 4 5 h**

D. **G k r 4 5 h**



Mirror Image

SSC CGL
Tier-1

9 Dec, 2022
Shift 3 (2:30 -3:30
pm)

46. Three different positions of the same dice are shown. Find the number on the face opposite the face showing '1'.

- A. 2
- B. 6
- C. 3
- D. 4

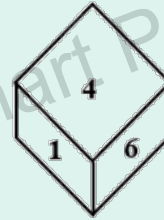


Figure 1

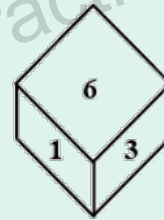


Figure 2

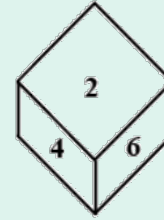


Figure 3

Mirror Image

SSC CGL
Tier-1

9 Dec, 2022
Shift 4 (5:30-6:30
pm)

47. Select the correct mirror image of the given combination when the mirror is placed at 'PQ' as shown below.

A. **ƎITOMUAЯT**

B. **ƎIT8MUAЯT**

C. **ƎIT8MAUЯT**

D. **ƎITAMUAЯT**

TRAUM8TIC



Mirror Image

SSC CGL
Tier-1

9 Dec, 2022
Shift 4 (5:30-6:30
pm)

48. Three different positions of the same dice are shown. Find the number on the face opposite the face showing '3'.

- A. 2
- B. 1
- C. 4
- D. 6

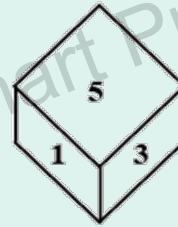


Figure 1

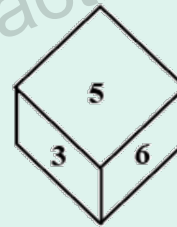


Figure 2

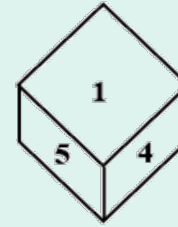


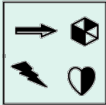
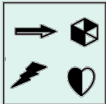
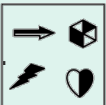
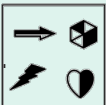
Figure 3

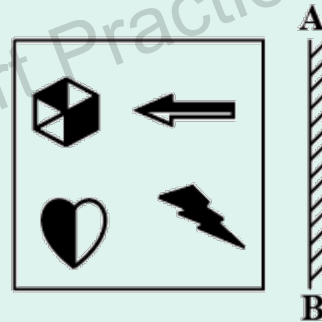
Mirror Image

SSC CGL
Tier-1

12 Dec, 2022
Shift 1 (9:00-10:00
am)

49. Select the correct mirror image of the given figure when the mirror is placed at AB as shown.

- A. 
- B. 
- C. 
- D. 



Mirror Image

SSC CGL
Tier-1

12 Dec, 2022
Shift 1 (9:00-10:00
am)

50. Three different positions of the same dice are shown (figures 1 to 3). Find the number on the face opposite to the face having '6'.

- A. 5
- B. 2
- C. 1
- D. 4



Figure 1

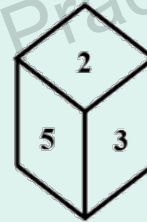


Figure 2

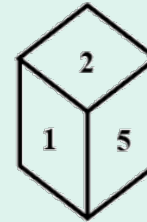


Figure 3

Mirror Image

SSC CGL
Tier-1

12 Dec, 2022
Shift 2 (11:45-12:45
pm)

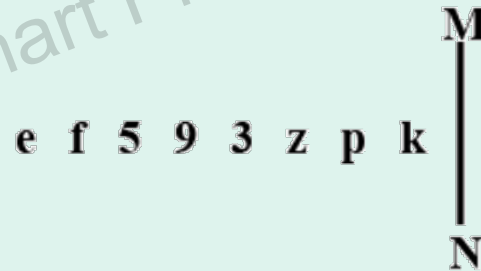
51. Select the correct mirror image of the given combination when the mirror is placed at MN as shown below.

A. .K q x ɛ ɔ ɛ 1 6

B. .K q x ɛ ɔ ɛ 1 6

C. .K q x ɛ 0 ɛ 1 6

D. .K q x ɛ ɔ ɛ 1 6



Mirror Image

SSC CGL
Tier-1

12 Dec, 2022
Shift 2 (11:45-12:45
pm)

52. Three different positions of the same dice are shown. Find the number on the face opposite the face showing '2'.

- A. 4
- B. 3
- C. 5
- D. 6

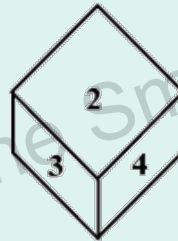


Figure 1

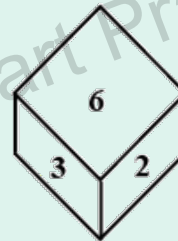


Figure 2

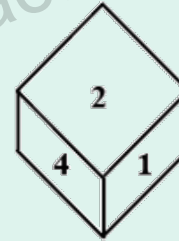


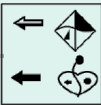
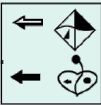

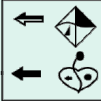
Figure 3

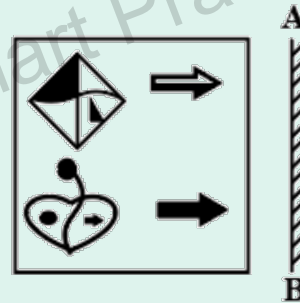
Mirror Image

SSC CGL
Tier-1

12 Dec, 2022
Shift 4 (5:30-6:30
pm)

53. Select the correct mirror image of the given figure when the mirror is placed at AB as shown.

- A. 
- B. 
- C. 
- D. 



Mirror Image

SSC CGL
Tier-1

12 Dec, 2022
Shift 4 (5:30-6:30
pm)

54. Three different positions of the same dice are shown. Find the number on the face opposite the face showing '6'.

- A. 1
- B. 2
- C. 3
- D. 5

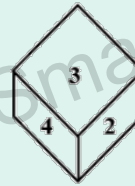


Figure 1

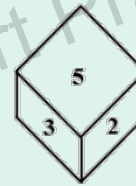


Figure 2

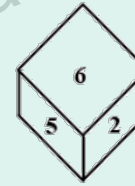


Figure 3

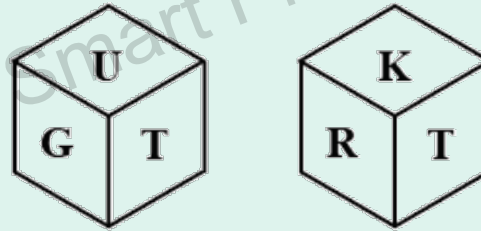
Mirror Image

SSC CGL
Tier-1

13 Dec, 2022
Shift 2 (11:45-12:45
pm)

55. Six letters T, P, K, G, R and U are written on different faces of a dice. Two positions of this dice are shown in the figure. Find the letter on the face opposite to K.

- A. U
- B. P
- C. R
- D. G



Mirror Image

SSC CGL
Tier-1

13 Dec, 2022
Shift 3 (2:30 -3:30
pm)

56. Three different positions of the same dice are shown. Find the number on the face opposite the face showing '1'.

- A. 4
- B. 3
- C. 2
- D. 6

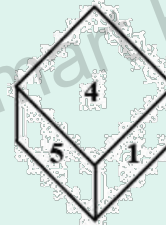


Figure 1

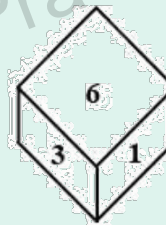


Figure 2



Figure 3

Mirror Image

SSC CGL
Tier-1

13 Dec, 2022
Shift 3 (2:30 -3:30
pm)

57. Select the correct mirror image of the given combination when the mirror is placed at MN as shown below.

A. **tJXnb7e4**

B. **tJXnb1e4**

C. **tJXnb1e4**

D. **tJXnb1e4**

4erdnKLt

M
|
N

Mirror Image

Answer key											
1	A	11	B	21	D	31	D	41	B	51	C
2	A	12	A	22	C	32	A	42	A	52	C
3	D	13	A	23	A	33	A	43	D	53	A
4	B	14	D	24	A	34	D	44	C	54	C
5	A	15	A	25	B	35	D	45	D	55	A
6	D	16	C	26	C	36	B	46	A	56	C
7	D	17	A	27	B	37	B	47	B	57	A
8	B	18	B	28	C	38	A	48	C		
9	D	19	A	29	B	39	A	49	C		
10	B	20	A	30	C	40	C	50	A		